

The Birth of Christ

"The Shepherds"

Bible Story: The Birth of Christ – The Shepherds – Luke 2:8-20.

Optional items needed:

- Items Needed: Bible: Luke 2:8-20. There is a detailed explanation below to help bring out some of the important parts of the story.
- "The Angel's Announcement to the Shepherds – PDF" Activity Sheet per child, pencils Whiteboard, whiteboard markers, index cards (or cut paper), markers
- ½ paper plate per child, construction paper, scissors, glue, markers, stapler, cotton balls
- 1 of the following per child: The Candy Cane Poem, a miniature candy cane, a large candy cane

Bible Lesson:

Read Luke 2:8-20 (NIV) aloud to the children.

There were shepherds living out in the fields nearby. It was night, and they were looking after their sheep. An angel of the Lord appeared to them. And the glory of the Lord shone around them. They were terrified.

- It was like any other night for these shepherds. They were minding their own business, watching their sheep, when all of a sudden an angel appears.
- The angel doesn't just appear. The "glory of the Lord shown around them". I don't know exactly what the "glory of the Lord" looks like, but it has got to be bright.
- Of course they were terrified! It was dark (because it was at night) and this happens!

But the angel said to them, "Do not be afraid. I bring you good news of great joy. It is for all the people. Today in the town of David, a Savior has been born to you. He is Christ the Lord. Here is how you will know I am telling you the truth. You will find a baby wrapped in strips of cloth and lying in a manger."

- Notice the first thing that the angel said to the shepherds. "Do not be afraid." God knows that fear would be the first emotion that the shepherds would have felt. He wanted to make sure that the angels reassured them that this was a good visit.
- The lowliest of careers – shepherds – heard the news of Jesus' birth directly from angels! God doesn't care about your earthly position – he cares about your heart!

The angel told them many things in their short speech:

- The Good News was for ALL PEOPLE
- 2) He was born in Bethlehem (the town of David)
- 3) The Savior (the Christ or Messiah) had already been born that night – so the Savior is a BABY?
- 4) Here's proof so that you will be able to tell others (because who's going to believe a bunch of lowly shepherds that they saw angels in the sky?)
- 5) The Savior of the world will be wrapped in strips of cloth and in a manger (an animal's feeding trough)

Read:

Suddenly a large group of angels from heaven also appeared. They were praising God. They said, "May glory be given to God in the highest heaven! And may peace be given to those he is pleased with on earth!"

- Not only was there one angel, now there was a large group of angels praising God. That must have been quite a show!

The angels left and went into heaven. Then the shepherds said to one another, "Let's go to Bethlehem. Let's see this thing that has happened, which the Lord has told us about."

- The angels go back to heaven – which also must have been a sight!
- The shepherds leave for Bethlehem to find the baby Messiah.

Read: *So, they hurried off and found Mary and Joseph and the baby. The baby was lying in the manger. After the shepherds had seen him, they told everyone. They reported what the angel had said about this child. All who heard it were amazed at what the shepherds said to them.*

- The shepherds must have found the right stable, because the Bible says that they found Mary, Joseph and the baby.
- The baby was lying in a manger – just like the angels said. He was probably the only baby lying in a manger around those parts. Most babies would have been in a crib or bassinette type bed.
- After they saw the baby, they went and told everyone. These were the first human evangelists. The first people to tell about Jesus!

But Mary kept all these things like a secret treasure in her heart. She thought about them over and over.

- Mary is a proud mom! She loves her baby and treasured everything that was happening to her son – the Son of God.

The shepherds returned. They gave glory and praise to God. Everything they had seen and heard was just as they had been told.

- The shepherds came back, after they told everyone the Good News, so they could worship Him.

Discussion:

Discuss Bible Lesson

Talk with the children about the story. Ask them questions like the following:

- What would it have been like to be Mary?
- What would it have been like to be Joseph?
- What would it have been like to see an angel?

Activity: “The Angel’s Announcement to the Shepherds” – De-coder puzzle.

****See the attached puzzle and help the children decode the hidden message from the Angels.**

Activity: Optional Craft Activity – “Cone Angel”

“What was our Bible Story about today? (allow for responses) *Yes, our story today was about the shepherds finding out about the birth of Jesus.*

Who told the shepherds about Jesus? (allow for responses) *Right, an angel.*

Wouldn't it be cool to see an angel? It would be so exciting and maybe a little bit scary too.

At first the shepherds were scared, but then they were ok.

We are going to make an angel today to help us remember who told the shepherds about Jesus.

- Have the children roll their ½ paper plate into a cone and then staple.
- Next, have the children trace each their hands out of the construction paper.
- Have the children cut out the hands and glue them onto their cone for the angel's wings.
- Have the children finish their angel:
 - Cut a face out of construction paper and glue it onto their cone
 - Glue the yellow yarn as the halo
 - Stretch the cotton balls and glue them onto the angel
 - Decorate their angel as they would like.

Memory Verse:

“There were shepherds living out in the fields nearby. An angel of the Lord appeared to them. They were terrified.” Luke 2:8-9

Activity: Bible Verse Memorization

Have the children do the following hand motions along with repeating the words after you, to help them learn the Bible Verse:

There were shepherds: act like you are holding up a shepherd's staff

Living out in the fields nearby: sweep arms in front of you as though you are showing the ground.

An angel of the Lord: hold arms up as in surprise

Appeared to the: close eyes and then open eyes

They were terrified: have a scared look on your face

Luke 2: hold up 2 fingers

8 & 9: hold up 8 fingers and then 9 fingers

Do this a few times with the children. Make it fun for them to do the motions and say the words. Involving them in active learning is essential for memorization.

Memory Verse Activity: The Legend of the Candy Cane

Hold up the candy cane and show the parts as you talk about them

Give each child a mini candy cane to eat while you are talking about the candy cane.

- "We are going to talk about what this candy cane has to do with our Bible Verse.
(hold the candy cane right side up)
- What does this look like? (allow for responses) If I was a shepherd, I would need a staff. A staff would help me to guide my sheep where they needed to go. This looks like a staff.
- This candy cane also has things about Jesus. If I hold it upside down, it looks like a "J" which is the first letter of Jesus' name.
- The candy cane is white with red stripes. The white is for how pure we are with Jesus in our life and the red stands for Jesus' blood that He shed for us on the cross.
- Also, if you look closely, you will see 3 red stripes on this candy cane. These stand for the Father, Son and the Holy Spirit. Wow! This yummy candy has such a great meaning that we should share with our friends and family.
- Give each child a copy of the Candy Cane Poem in the attachments.

Christmas Candy Cane Poem about Jesus

Look at the Candy Cane

What do you see?

Stripes that are red

Like the blood shed for me

White is for my Savior

Who's sinless and pure!

"J" is for Jesus My Lord, that's for sure!

Turn it around

And a staff you will see

Jesus my shepherd

Was born for Me!

Close in Prayer:

Dear God,

Thank You for giving us the gift of Jesus, the greatest Christmas gift of all. Please help me to remember why we celebrate. I am very thankful for the real reason for the season and, without Jesus, we wouldn't have Christmas! I love You and thank You for giving us this day!

In Jesus' Name - Amen

Videos:

Here is a video to help explain the story as well:

<https://www.youtube.com/watch?v=TJIC57EvYFo> (Jesus & The Shepherds)

Activity Sheets:

- Angels Announcement Decoder Puzzle
- Candy Cane Poem
- Glory to the Highest Coloring page
- Jesus Candy Cane Coloring Sheet
- Jesus Candy Cane Maze
- Baby Jesus & The Shepherds Word Search

Feel free to take a picture of their art work or share how your activity went!
Post it on our Facebook page or share it on GroupMe. Have a Blessed Day & Week! Until we can meet again

~ *Teacher Chrissy*

Thank you to <https://ministry-to-children.com/> for their resources and helping share the gospel with all children.

THE ANGEL'S ANNOUNCEMENT TO THE SHEPHERDS

** Use the code to find out what the Angel said to the Shepherds.

A	B	C	D	E	F	G	H	I	J	L	M	N	O	P	R	S	T	U	V	W	Y
!	@	#	\$	%	^	&	*	?	\	~		<	+	=	-	{	**	ss	qq	x	::

\$
+
<
+
**
@
%
!
^
-
!
?
\$
.
?

@
-
?
<
&
::
+
ss
&
+
+
\$
<
%
x
{
+
^

&
-
%
!
**
\
+
::
**
*
!
**
x
?
~
~
@
%

^
+
-
!
~
~
=
%
+
=
~
%
.
**
+
\$
!
::
?
<

**
*
%
**
+
x
<
+
^
\$
!
qq
?
\$
!

{
!
qq
?
+
-
*
!
{
@
%
%
<
@
+
-
<
**
+

::
+
ss
;
*
%
?
{
#
*
-
?
{
**
**
*
%

~
+
-
\$
.

Look at the Candy Cane

What do you see?

Stripes that are red

Like the blood shed for me

White is for my Savior

Who's sinless and pure!

"J" is for Jesus My Lord, that's for sure!

Turn it around,

And a staff you will see

Jesus my shepherd

Was born for Me!



Look at the Candy Cane

What do you see?

Stripes that are red

Like the blood shed for me

White is for my Savior

Who's sinless and pure!

"J" is for Jesus My Lord, that's for sure!

Turn it around

And a staff you will see

Jesus my shepherd

Was born for Me!



Look at the Candy Cane

What do you see?

Stripes that are red

Like the blood shed for me

White is for my Savior

Who's sinless and pure!

"J" is for Jesus My Lord, that's for sure!

Turn it around,

And a staff you will see

Jesus my shepherd

Was born for Me!



Look at the Candy Cane

What do you see?

Stripes that are red

Like the blood shed for me

White is for my Savior

Who's sinless and pure!

"J" is for Jesus My Lord, that's for sure!

Turn it around

And a staff you will see

Jesus my shepherd

Was born for Me!




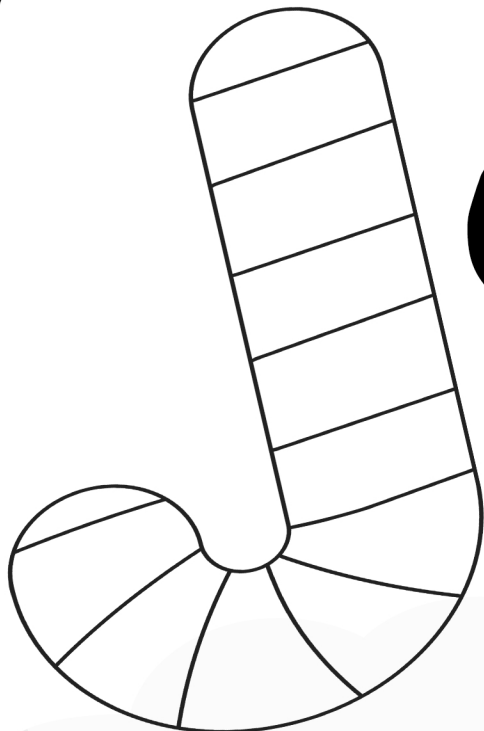


“Glory to
God in the
highest...”

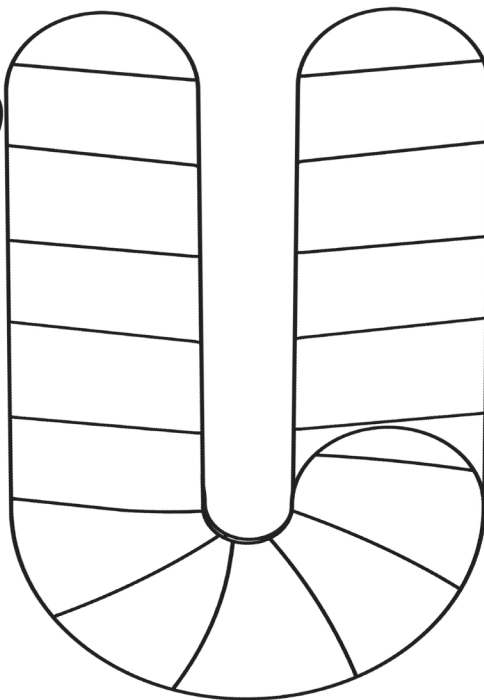
Luke 2:14 KJV


www.ChristianPreschoolPrintables.com

esus





's





is for ESUS



The candy cane is hard like a rock. Jesus is our Rock of Refuge.
The candy cane looks like a shepherd's staff. Jesus is our Shepherd.
The candy cane has red stripes. Jesus shed His blood.
The candy cane as white stripes. Jesus washed our sins away.

Baby Jesus and the Shepherds Word Search

Find the words on the list that are hidden in the puzzle. The words can be right to left, up and down, or diagonally.

A S T R U D D O L O R E M V E
N F E T F A D I T F I U A C I
G L T S A V I O R E F D R L I
S O N I M F D A L E S S Y N T
F C O F D O L N R T I S I T F
D K T F Q U A G E T F W I S I
F S L A N F I E L D S F I H C
I P H E R A T L U T F W I E F
J O S E P H N I S F A U T P T
I S F M E D O L O B O R F H U
S T R U D P E R F A M F N E L
L U T B E T H L E H E M F R L
A N D R E M F A F V E L F D O
L U M F Z Z R I L I T Q U S T
I E F M O L E S E F J E S U S

ANGEL
BETHLEHEM

FIELDS
FLOCK

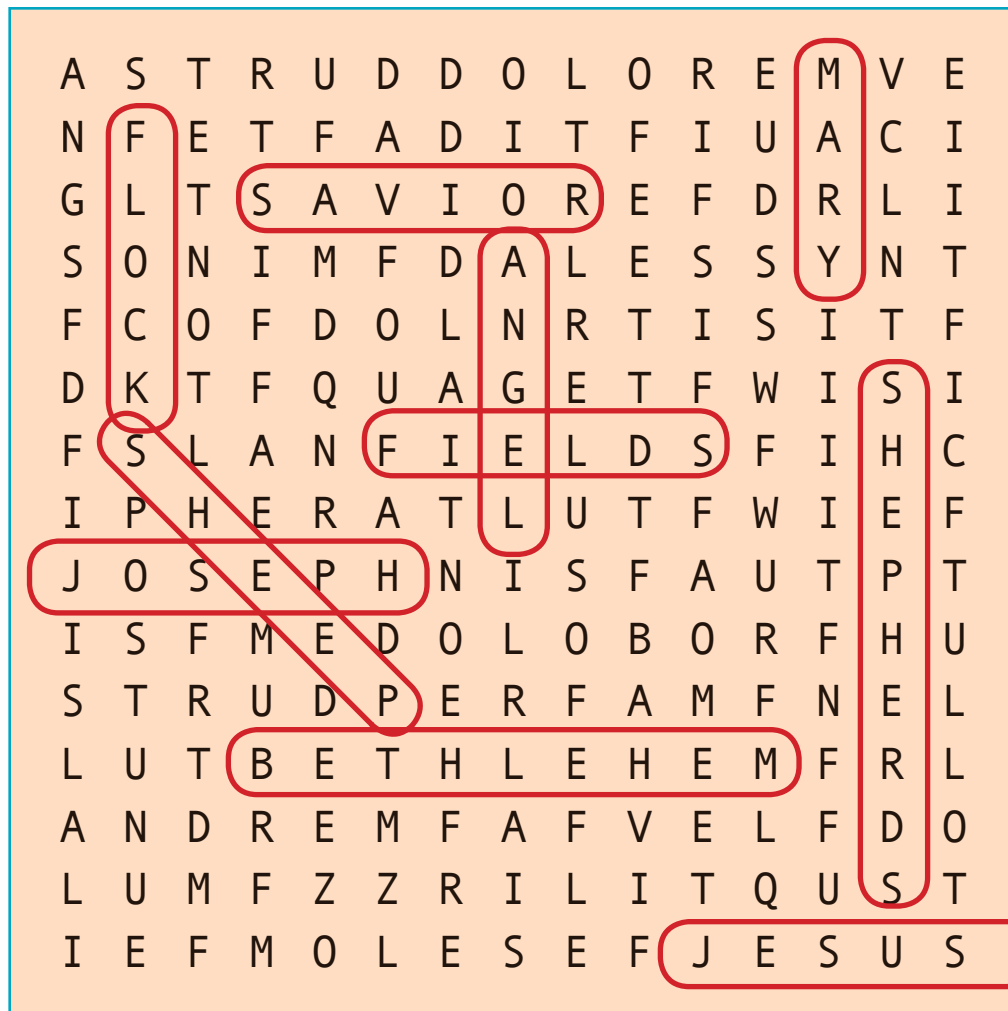
JESUS
JOSEPH

MARY
SAVIOR

SHEEP
SHEPHERDS

Baby Jesus and the Shepherds Word Search

Find the words on the list that are hidden in the puzzle. The words can be right to left, up and down, or diagonally.



ANGEL
BETHLEHEM

FIELDS
FLOCK

JESUS
JOSEPH

MARY
SAVIOR

SHEEP
SHEPHERDS